

SUMMARY OF APPROPRIATIONS, ALLOTMENTS, OBLIGATIONS, DISBURSEMENTS AND BALANCES BY OBJECT OF EXPENDITURES

Agency: Office of the Secretary
Operating Unit: FAS1100 VIGILANT REGIONAL MEDICAL CENTER
Organization Code (NAC): 130011400049
Fund Center (6): Regular Agency Fund


Current Year Appropriations
Continuing Appropriations


PARTICULARS		UACS CODE	APPROPRIATION			ALLOTMENTS					TOTAL OBLIGATION				CURRENT YEAR DISBURSEMENTS				BALANCES					
			Authorized Appropriation	Adjustments (Transfer To/From Realignment)		Adjusted Appropriations	Allotments Received	Adjustments (Withdrawal, Realignment)	(Transfer to)	Transfer from	Adjusted Total Allotments	1st Qtr ending March 31	2nd Qtr ending June 30	3rd Qtr ending September 30	TOTAL	1st Qtr ending March 31	2nd Qtr ending June 30	3rd Qtr ending Sept. 30	TOTAL	Unreleased Appropriation	Unobligated Allotment	UNPAID OBLIGATION		
				Outside Dept	Within Dept																	Due and Demandable	Not Yet Due and Demandable	
1	2	3	4	5	6=(3+4+5)	7	8	9	10	11=(7+8+9+10)	12	13	14	15=(12+13+14+15)	17	18	19	20=(17+18+19+20)	21=(6-11)	22=(11-16)	24	25		
MARY																								
Agency Specific Budget			680,684,000.00		332,607,777.93	752,291,777.93	680,684,000.00			71,607,777.93	752,291,777.93	192,625,669.91	236,613,399.43	338,297,570.79	767,536,640.13	103,450,286.61	306,845,912.85	166,245,333.64	576,561,533.10			245,755,137.80	10,749,928.37	180,225,178.66
Personnel Services			623,409,000.00		4,744,325.00	628,153,325.00	623,409,000.00			4,744,325.00	628,153,325.00	149,186,515.72	223,572,860.39	149,949,318.81	522,708,694.92	96,290,327.56	267,596,317.80	148,077,121.19	511,958,766.55			105,444,630.08	10,749,928.37	
Basic Salary - Civilian		501010101	466,940,000.00			466,940,000.00	466,940,000.00				466,940,000.00	111,592,294.57	135,433,294.20	126,888,736.22	373,914,324.99	71,837,907.78	167,056,693.25	128,342,404.71	387,237,005.74			93,025,675.01	6,677,319.25	
Salaries and Wages - Casual/Contract		501010102																						
Health Insurance - Civilian		501010103	26,988,000.00			26,988,000.00	26,988,000.00				26,988,000.00	6,948,429.93	7,118,908.17	7,224,379.34	21,291,712.44	4,538,475.53	9,994,999.39	7,252,878.79	20,886,313.71			5,696,382.56	405,363.73	
Representation Allowance (RA) - Civilian		501010104	60,000.00			60,000.00	60,000.00				60,000.00	78,000.00	47,000.00	47,000.00	364,000.00	23,500.00	101,500.00	139,000.00	264,000.00			204,000.00		
Transportation Allowance (TA) - Civilian		501010105	60,000.00			60,000.00	60,000.00				60,000.00	78,000.00	47,000.00	47,000.00	364,000.00	23,500.00	101,500.00	139,000.00	264,000.00			204,000.00		
Cost of Uniform Allowance - Civilian		501010401	6,894,000.00			6,894,000.00	6,894,000.00				6,894,000.00		7,020,000.00		7,020,000.00		7,020,000.00		7,020,000.00			126,000.00		
Survivance Allowance - Magna Carta Benefits for Public Health Workers and		501010501										4,806,731.60	4,089,389.55	1,578,025.00	10,474,146.15	3,121,551.14	6,354,200.01	1,098,145.00	10,474,146.15			10,474,146.15	250.00	
Laundry Allowance - Magna Carta Benefits for Public Health Workers and		501010604										520,539.52	456,548.27	77,175.31	1,057,263.10	340,468.00	681,306.41	35,505.72	1,057,263.10			1,057,263.10	17.03	
Quarters Allowance - Magna Carta Benefits for Public Health Workers and		501010704																						
Productivity Incentive Allowance - Civilian		501010801																						
Overseas Allowance - Civilian		501010901																						
Honorary - Civilian		501011001																						
HP - Magna Carta Benefits for Public Health Workers and		501011101	24,023,000.00			24,023,000.00	24,023,000.00			24,023,000.00	20,212,818.85	19,915,626.37	7,362,569.66	47,393,014.78	11,127,728.14	29,310,298.71	5,040,425.74	47,378,652.39			23,368,014.78	12,362.19		
Longevity Pay - Magna Carta Benefits for Public Health Workers and		501011204									2,935,558.72	2,931,094.59	2,910,003.53	8,756,604.84	1,974,420.25	3,747,384.46	2,938,508.30	8,660,312.81			8,716,604.84	96,293.03		
Quarterly Pay - Magna Carta Benefits for Public Health Workers and		501011301																						
Wages with Differential Pay - Magna Carta Benefits for Public Health Workers and		501011302											5,067.77		5,067.77		5,067.77		5,067.77			5,067.77		
Bonus - Civilian		501011401	38,912,000.00			38,912,000.00	38,912,000.00			38,912,000.00	38,912,000.00	393,050.00		393,050.00		393,050.00		393,050.00			38,518,950.00			
Cost of Civilian		501011501	5,745,000.00			5,745,000.00	5,745,000.00			5,745,000.00	5,745,000.00	72,000.00		72,000.00		72,000.00		72,000.00			5,673,000.00			
Anniversary Bonus - Civilian		501011901																						
Collective Negotiation Agreement - Civilian		501011901																						
Mid-year Bonus - Civilian		501011901	38,912,000.00			38,912,000.00	38,912,000.00			38,912,000.00	38,912,000.00	40,861,842.50		40,861,842.50		40,861,842.50		40,861,842.50			1,883,539.50			
Productivity Enhancement Incentive - Civilian		501011901	5,745,000.00			5,745,000.00	5,745,000.00			5,745,000.00	5,745,000.00										5,745,000.00			
Performance Based Bonus - Civilian		501011901																						
Retirement and Life Insurance Premiums		501012001																						
Pay - Civilian		501012001	1,379,000.00			1,379,000.00	1,379,000.00			1,379,000.00	1,379,000.00	356,300.00	370,000.00	369,200.00	1,095,500.00	232,400.00	470,600.00	367,200.00	1,070,200.00			281,500.00	25,300.00	
Per diem - Civilian		501012001	5,205,000.00			5,205,000.00	5,205,000.00			5,205,000.00	5,205,000.00	1,301,542.53	1,375,198.84	1,402,769.67	4,079,511.04	838,276.72	1,748,526.46	1,384,808.51	3,971,611.69			1,125,486.56	107,899.35	
COOP - Civilian		501012001	1,379,000.00			1,379,000.00	1,379,000.00			1,379,000.00	1,379,000.00	356,300.00	366,100.00	371,766.68	1,094,166.68	232,100.00	466,900.00	364,100.00	1,063,100.00			284,833.32	31,066.68	
Pension Benefits - Civilian		501012101																						
Retirement and Gratuity - Civilian		501012101																						
Terminal Leave Benefit - Civilian		501012101			4,744,325.00	4,744,325.00				4,744,325.00	4,744,325.00			3,087,790.21	3,662,646.85	4,750,437.08	358,954.84	997,390.07	1,356,344.91			6,112.08	3,394,092.17	
Loyalty Award - Civilian		501012101																						
Loan sum for Creation of New Positions - Civilian		501012101																						
Loan sum for Retention of Positions - Civilian		501012101																						
Loan sum for Equipment and Record Form		501012101																						
Loan sum for Compensation Adjustment		501012101																						
Loan sum for Filing of Positions		501012101																						
Loan sum for NBC No. 308		501012101																						
Loan sum for Personnel Services		501012101																						
Loan sum for Salary Increment - Length of Service		501012101	1,167,000.00			1,167,000.00	1,167,000.00			1,167,000.00	1,167,000.00											1,167,000.00		
Loan sum for Salary Increment - Merit/Performance		501012101																						
Other Lump Sum		501012101																						
Other Personnel Benefits		501012101																						
Stenographic and Other Operating Expenses			57,275,000.00		66,863,452.93	124,138,452.93	57,275,000.00			66,863,452.93	124,138,452.93	43,439,154.19	13,040,539.04	23,459,363.98	79,939,057.21	7,159,959.05	39,248,595.05	18,193,212.45	64,602,766.55			44,199,395.72		15,336,290.66
Travel Expenses Local		501010100	5,000,000.00			5,000,000.00	5,000,000.00			5,000,000.00	5,000,000.00	353,439.58	1,774,634.29	2,106,701.82	4,234,775.69	162,886.26	1,337,523.82	2,134,408.78	3,634,818.86			765,224.31		999,956.83
Travel Expenses Foreign		501010101																						
Training Expenses		501010102	8,000,000.00			8,000,000.00	8,000,000.00			8,000,000.00	8,000,000.00	32,800.00	3,154,250.00	3,116,248.22	4,303,298.22	26,000.00	492,500.00	1,534,183.22	2,052,683.22			3,69		

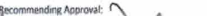
PARTICULARS	UACS CODE	APPROPRIATION			ALLOTMENTS						TOTAL OBLIGATION				CURRENT YEAR DISBURSEMENTS				BALANCES				
		Authorized Appropriation	Adjustments (Transfer To/From Realignment)		Adjusted Appropriations	Allotments Received	Adjustments (Withdrawal, Realignment)	(Transfer to)	Transfer from	Adjusted Total Allotments	1st Qtr ending March 31	2nd Qtr ending June 30	3rd Qtr ending September 30	TOTAL	1st Qtr ending March 31	2nd Qtr ending June 30	3rd Qtr ending Sept 30	TOTAL	Unobligated Appropriation	Unobligated Allotment	UNPAID OBLIGATION		
			Outside Dept	Within Dept																	Due and Demandable	Not Yet Due and Demandable	
1	2	3	4	5	6=(3+4+5)	7	8	9	10	11=(7+8+9+10)	12	13	14	15=(12+13+14+15)	17	18	19	20=(17+18+19+20)	21=(6-11)	22=(11-16)	23	24	25
Donations	5029990000																						
Litigation/Acquired Assets Expenses	5029990000																						
Website Maintenance	5029999001																						
Other Maintenance and Operating Expenses	5029999999																						
Star Outlay				261,000,000.00	261,000,000.00				261,000,000.00	261,000,000.00			164,888,888.00	164,888,888.00						96,111,112.00			164,888,888.00
Investment Property- Buildings	5060301002																						
Investment Property- Land	5060301001																						
Land	5060401001																						
Aquaculture Structures	5060402001																						
Other Land Improvements	5060402099																						
Reforestation Projects	5060402003																						
Airport Systems	5060403008																						
Communication Networks	5060403006																						
Flood Control Systems	5060403002																						
Other Infrastructure Assets	5060403099																						
Parks, Plazas and Monuments	5060403009																						
Power Supply Systems	5060403005																						
Road Networks	5060403001																						
Sewer Systems	5060403007																						
Sewer Systems	5060403003																						
Water Supply Systems	5060403004																						
Buildings	5060404001																						
Ground Water Monitoring Stations	5060404007																						
Hospitals and Health Centers	5060404003																						
Hostels and Dormitories	5060404006																						
Other Structures	5060404099																						
School Buildings	5060404002																						
Agricultural and Forestry Equipment	5060405004																						
Airport Equipment	5060405006																						
Communication Equipment	5060405007																						
Disaster Response and Rescue Equipment	5060405009																						
ICT Software	5060405015																						
Information and Communication Technology Equipment	5060405003																						
Machinery	5060405001																						
Marine and Forestry Equipment	5060405005																						
Medical Equipment	5060405011			261,000,000.00	261,000,000.00				261,000,000.00	261,000,000.00			164,888,888.00	164,888,888.00						96,111,112.00			164,888,888.00
Office Equipment	5060405002																						
Other Machinery and Equipment	5060405099																						
Printing Equipment	5060405012																						
Sports Equipment	5060405013																						
Technical and Scientific Equipment	5060405014																						
Aircrafts and Aircrafts Ground Equipment	5060406003																						
Motor Vehicles	5060406001																						
Other Transportation Equipment	5060406099																						
Trains	5060406002																						
Watercrafts	5060406004																						
Boats	5060407002																						
Furniture and Fixtures	5060407001																						
Historical Buildings	5060408001																						
Other Heritage Assets	5060408099																						
Works of Arts and Archeological Specimens	5060408002																						
Other Property, Plans and Equipment	5060409099																						
World/Zoo Animals	5060409001																						
Patents/Copyrights	5060601000																						
Computer Software	5060602000																						
Other Intangible Assets	5060699000																						
Information Appropriation		56,033,000.00		6,220,978.00	62,253,978.00	56,033,000.00			6,220,978.00	62,253,978.00	13,480,424.64	16,157,904.30	15,344,057.43	44,982,386.37	8,650,807.70	20,053,589.96	15,148,936.12	43,853,333.78		17,271,591.63		1,129,052.59	
Retirement and Life Insurance Premium		56,033,000.00		6,220,978.00	62,253,978.00	56,033,000.00			6,220,978.00	62,253,978.00	13,480,424.64	16,157,904.30	15,344,057.43	44,982,386.37	8,650,807.70	20,053,589.96	15,148,936.12	43,853,333.78		17,271,591.63		1,129,052.59	
Unsettled Services		56,033,000.00		6,220,978.00	62,253,978.00	56,033,000.00			6,220,978.00	62,253,978.00	13,480,424.64	16,157,904.30	15,344,057.43	44,982,386.37	8,650,807.70	20,053,589.96	15,148,936.12	43,853,333.78		17,271,591.63		1,129,052.59	
Retirement and Life Insurance Premiums	50103030.00	56,033,000.00		6,220,978.00	62,253,978.00	56,033,000.00			6,220,978.00	62,253,978.00	13,480,424.64	16,157,904.30	15,344,057.43	44,982,386.37	8,650,807.70	20,053,589.96	15,148,936.12	43,853,333.78		17,271,591.63		1,129,052.59	
Public Purpose Funds			78,059,662.00		78,059,662.00	3,929,616.00			74,130,046.00	78,059,662.00	22,787.77	6,527,845.05	19,988,607.29	26,539,240.11		2,995,607.80	22,812,575.64	25,308,183.44		53,520,424.89		1,431,056.67	
Gratuitous Personnel Benefit Fund			74,130,046.00		74,130,046.00				74,130,046.00	74,130,046.00		4,237,862.54	18,371,768.95	22,609,631.49			21,195,737.30	21,195,737.30		53,520,424.51		1,413,894.19	
Unsettled Services			74,130,046.00		74,130,046.00				74,130,046.00	74,130,046.00		4,237,862.54	18,371,768.95	22,609,631.49			21,195,737.30	21,195,737.30		53,520,			


Internet Subscription Expenses

[illegible]

Prepared by: 
MELCHOR D. LANTAO JR., CPA
OIC, Budget Section

Reviewed by: 
NEIL P. PADRIGANO, CPA
Head, Accounting Section

Recommending Approval: 
MARISSA A. NICOLASORA, MM
FMO II, Finance Division

Approved by: 
SALVADOR B. EVARDONE, MD
Medical Center Chief II