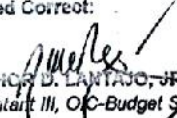


STATEMENT OF APPROVED BUDGET, UTILIZATIONS, DISBURSEMENTS AND BALANCES
As of the Quarter Ending June 2020


Department : DEPARTMENT OF HEALTH
Agency : OFFICE OF THE SECRETARY
Operating Unit : EASTERN VISAYAS REGIONAL MEDICAL CENTER
Organization Code (UACS) : 13 001 14 00049
Funding Source Code (as clustered) : Internally Generated Fund (ID)

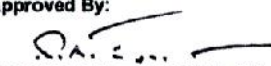
Particulars	UACS CODE	Approved Budget			Budget Utilization					Disbursements					BALANCES		
		Approved Budgeted Revenue	Adjustments (Additions, Reductions, Realignment)	Adjusted Budgeted Revenue	1st Quarter	2nd Quarter	3rd Quarter	4th Quarter	Total	1st Quarter	2nd Quarter	3rd Quarter	4th Quarter	Total	Unutilized Budget	Unpaid Utilizations (10-16) = (17+18)	
					Ending March 31	Ending June 30	Ending Sept. 30	Ending Dec. 31		Ending March 31	Ending June 30	Ending Sept. 30	Ending Dec. 31			Due and Demandable / Accounts Payable	Not Yet Due and Demandable
1	2	3	4	5=(3+(-)4)	6	7	8	9	10=(6+7+8+9)	11	12	13	14	15=(11+12+13+14)	16=(5-10)	17	18
I. Agency Approved Budget																	
General Administration and Support																	
General Administration and Supervision																	
Operations																	
MFO 3- Hospital Services		500,000,000.00	0.00	500,000,000.00	151,832,946.72	103,698,281.01	0.00	0.00	255,531,227.73	88,971,092.29	107,149,308.89	0.00	0.00	196,120,401.18	244,468,772.27		50,410,827
PAP																	
PS																	
MOCE		374,728,000.00	(30,000.00)	374,698,000.00	150,980,946.72	102,184,881.01			253,145,827.73	88,971,092.29	107,149,308.89			196,120,401.18	121,662,172.27		57,026,427
CO		125,272,000.00	30,000.00	125,302,000.00	872,000.00	1,513,400.00			2,385,400.00					0.00	122,816,600.00		2,385,400
GRAND TOTAL		500,000,000.00	0.00	500,000,000.00	151,832,946.72	103,698,281.01	0.00	0.00	255,531,227.73	88,971,092.29	107,149,308.89	0.00	0.00	196,120,401.18	244,468,772.27		50,410,827
Recapitulation by MFO:																	
MFO 1																	
MFO 2																	
MFO 3		500,000,000.00	0.00	500,000,000.00	151,832,946.72	103,698,281.01			255,531,227.73	88,971,092.29	107,149,308.89			196,120,401.18	244,468,772.27		50,410,827
...continue down to the last MFO																	

Certified Correct:

MELCHOR D. LANTAJO, JR., CPA
Accountant III, OC-Budget Section

Certified Correct:

NEIL J. PADRIGANO
Chief Accountant

Recommending Approval:

MARISSA A. NICOLASORA
Financial & Management Officer II

Approved By:

SALVADOR B. EVARDONE, MD
Medical Center Chief II