

**SUMMARY OF APPROVED BUDGET, UTILIZATIONS, DISBURSEMENTS AND BALANCES BY OBJECT OF EXPENDITURES**  
As of the Quarter Ending September 2020

Department : DEPARTMENT OF HEALTH  
 Agency : OFFICE OF THE SECRETARY  
 Operating Unit : EASTERN VISAYAS REGIONAL MEDICAL CENTER  
 Organization Code (UACS) : 13 001 1400949  
 Funding Source Code (as clustered) : Internally Generated Fund (HI)

Particulars	UACS CODE	Approved Budget			Budget Utilization					Disbursements					BALANCES		
		Approved Budgeted Revenue	Adjustments (Additions, Reductions, Realignment)	Adjusted Budgeted Revenue	1st Quarter	2nd Quarter	3rd Quarter	4th Quarter	Total	1st Quarter	2nd Quarter	3rd Quarter	4th Quarter	Total	Unutilized Budget	Unpaid Utilizations (10-15) = (17+18)	
					Ending March 31	Ending June 30	Ending Sept. 30	Ending Dec. 31		Ending March 31	Ending June 30	Ending Sept. 30	Ending Dec. 31			Due and Demandable / Accounts Payable	Not Yet Due and Demandable
1	2	3	4	5=[3+(-)4]	6	7	8	9	10=(8+7+8+9)	11	12	13	14	15=(11+12+13+14)	16=(5-10)	17	18
<b>SUMMARY</b>		500,000,000.00	0.00	500,000,000.00	151,832,946.72	103,698,281.01	112,158,928.19	94,139,437.76	461,828,593.68	88,971,092.29	107,149,308.89	94,214,912.11	79,632,030.56	369,967,343.85	38,170,406.32		91,862,250
<b>A. AGENCY SPECIFIC BUDGET</b>	Remarks																
<b>Personnel Services</b>																	
Salaries and Wages																	
Salaries and Wages - Regular																	
Basic Salary - Civilian	50101010 01																
Basic Pay - Military/Uniformed Personnel	50101010 02																
Salaries and Wages - Contractual																	
<b>Other Compensation</b>																	
Personnel Economic Relief Allowance (PERA)																	
PERA - Civilian																	
PERA - Military/Uniformed Personnel																	
Representation Expenses																	
Transportation Allowance																	
Transportation Allowance																	
RATA of Sectoral/Alternate Sectoral Representatives																	
<b>Maintenance &amp; Other Operating Expenses</b>																	
Traveling Expenses	50201000 00																
Traveling Expenses - Local	50201010 00	1,500,000.00		1,500,000.00	1,231,347.15	44,744.90	49,051.38	550.00	1,325,693.43	1,125,963.15	54,886.00	51,849.98	550.00	1,233,248.13	174,306.57		92,445.30
Traveling Expenses - Foreign	50201020 00	0.00		0.00					0.00					-	-		0.00
Training and Scholarship Expenses		0.00		0.00					0.00					-	-		0.00
Training Expenses	50202010 00	800,000.00		800,000.00	709,110.00	16,260.00	16,000.00		741,370.00	681,610.00	19,760.00	16,000.00	-	717,370.00	58,630.00		24,000.00
Scholarship Grants/Expenses		0.00		0.00					0.00					-	-		0.00
Supplies and Materials Expenses		0.00		0.00					0.00					-	-		0.00
Office Supplies Expenses	50203010 00	3,700,000.00		3,700,000.00	75,000.00	44,866.00	900.00	1,834.50	122,600.50	-	44,866.00	900.00	-	45,766.00	3,577,399.50		76,834.50
Accountable Forms Expenses	5020302000	1,300,000.00		1,300,000.00	393,800.00	2,400.00	3,000.00	0.00	399,200.00	393,800.00	2,400.00	3,000.00	-	399,200.00	900,800.00		0.00
Non-Accountable Forms Expenses		0.00		0.00					0.00					-	-		0.00
Animal/Zoological Supplies Expenses		0.00		0.00					0.00					-	-		0.00
Food Supplies Expenses	50203050 00	20,000,000.00	3,434,876.87	23,434,876.87	3,677,189.18	7,941,170.90	5,505,018.19	6,311,498.60	23,434,876.87	2,749,969.79	8,582,075.33	5,505,238.15	5,389,498.60	22,226,781.87	-		1,208,095.00
Welfare Goods Expenses		0.00		0.00					0.00					-	-		0.00
Drugs and Medicines Expenses		44,930.76	937,237.71	982,168.47		44,930.76	0.00	937,237.71	982,168.47					-	-		982,168.47
Medical, Dental and Laboratory Supplies Expenses	50203060 00	172,785,000.00	37,735,613.35	210,520,613.35	83,285,647.30	43,164,693.11	43,574,267.37	40,496,005.57	210,520,613.35	31,983,896.85	47,110,277.09	26,955,307.35	28,712,625.87	134,762,107.16	-		75,758,506.19
Fuel, Oil and Lubricants Expenses	50203090 00	4,200,000.00	1,576,925.50	5,776,925.50	1,190,809.51	406,643.83	978,268.97	3,201,203.19	5,776,925.50	1,190,809.51	406,643.83	978,268.97	2,987,422.44	5,563,144.75	-		213,780.75
Agricultural and Marine Supplies Expenses		0.00		0.00					0.00					-	-		0.00
Semi-Expandable Machinery and Equipment Expenses	5020321000	0.00		0.00					0.00					-	-		0.00
Machinery	5020321001	0.00		0.00					0.00					-	-		0.00
Office Equipment	5020321002	190,000.00		190,000.00	0.00	0.00	137,440.00	0.00	137,440.00					-	52,560.00		137,440.00
Information and Communication Technology Eqpt	5020321003	0.00		0.00					0.00					-	-		0.00
Agricultural and Forestry Equipment	5020321004	0.00		0.00					0.00					-	-		0.00
Marine and Fishery Equipment	5020321005	0.00		0.00					0.00					-	-		0.00
Airport Equipment	5020321006	0.00		0.00					0.00					-	-		0.00
Communications Equipment	5020321007	0.00		0.00					0.00					-	-		0.00
Disaster Responses and Rescue Equipment	5020321008	0.00		0.00					0.00					-	-		0.00
Military, Police and Security Equipment	5020321009	0.00		0.00					0.00					-	-		0.00
Medical Equipment	5020321010	350,000.00		350,000.00	90,900.00	0.00	13,800.00	62,400.00	167,100.00		33,800.00		13,800.00	47,600.00	182,900.00		119,900.00
Printing Equipment	5020321011	0.00		0.00					0.00					-	-		0.00
Sports Equipment	5020321012	0.00		0.00					0.00					-	-		0.00
Technical Equipment	5020321013	0.00		0.00					0.00					-	-		0.00
Other Machinery and Equipment	5020321099	0.00		0.00					0.00					-	-		0.00
Semi-Expandable Furniture, Fixtures and Books Expenses		0.00		0.00					0.00					-	-		0.00
Furniture and Fixtures	5020322001	0.00		0.00					0.00					-	-		0.00
Books	5020322002	55,000.00		55,000.00	52,540.00	0.00	0.00	0.00	52,540.00					-	2,460.00		52,540.00
Chemical and Filtering Supplies Expenses		0.00		0.00					0.00					-	-		0.00

**SUMMARY OF APPROVED BUDGET, UTILIZATIONS, DISBURSEMENTS AND BALANCES BY OBJECT OF EXPENDITURES**  
As of the Quarter Ending September 2020


Department : DEPARTMENT OF HEALTH  
 Agency : OFFICE OF THE SECRETARY  
 Operating Unit : EASTERN VISAYAS REGIONAL MEDICAL CENTER  
 Organization Code (UACS) : 13 001 1400949  
 Funding Source Code (as clustered) : Internally Generated Fund (HI)


Particulars	UACS CODE	Approved Budget			Budget Utilization					Disbursements					BALANCES		
		Approved Budgeted Revenue	Adjustments (Additions, Reductions, Realignment)	Adjusted Budgeted Revenue	1st Quarter	2nd Quarter	3rd Quarter	4th Quarter	Total	1st Quarter	2nd Quarter	3rd Quarter	4th Quarter	Total	Unutilized Budget	Unpaid Utilizations (10-15) = (17+18)	
					Ending March 31	Ending June 30	Ending Sept. 30	Ending Dec. 31		Ending March 31	Ending June 30	Ending Sept. 30	Ending Dec. 31			Due and Demandable / Accounts Payable	Not Yet Due and Demandable
1	2	3	4	5=[3+(-)4]	6	7	8	9	10=(6+7+8+9)	11	12	13	14	15=(11+12+13+14)	16=(5-10)	17	18
Other Supplies and Materials Expenses	50203990 00	10,769,216.99		10,769,216.99	303,521.00	1,413,922.50	945,913.50	3,295,946.00	5,959,303.00		80,822.50	459,778.50	2,967,914.00	3,208,515.00	4,809,913.99		2,750,788.00
Utility Expenses		0.00		0.00					0.00					-	-		0.00
Water Expenses	50204010 00	5,000,000.00	1,690,621.86	6,690,621.86	1,208,022.85	1,764,366.70	1,770,443.85	1,947,788.46	6,690,621.86	508,204.85	1,571,236.70	1,394,347.35	1,817,068.46	5,290,856.36	-		1,399,765.50
Electricity Expenses	50204020 00	26,000,000.00	1,188,515.50	27,188,515.50	3,149,092.70	6,441,526.19	8,182,171.10	9,415,725.51	27,188,515.50	3,149,092.70	6,441,526.19	8,182,171.10	6,179,971.92	23,952,761.91	-		3,235,753.59
Other Utility Expenses	50204990 00	0.00		0.00					0.00					-	-		0.00
Communication Expenses		0.00		0.00					0.00					-	-		0.00
Postage and Courier Services	50205010 00	0.00		0.00					0.00					-	-		0.00
Telephone Expenses		0.00		0.00					0.00					-	-		0.00
Mobile	50205020 01	370,000.00		370,000.00				70,550.00	70,550.00				70,550.00	70,550.00		299,450.00	0.00
Landline	50205020 02	900,000.00		900,000.00	86,035.37	15,679.48	217,929.83	278,830.03	598,474.71	86,035.37	15,679.48	217,929.83	278,830.03	598,474.71		301,525.29	0.00
Internet Subscription Expenses	50205030 00	0.00		0.00					0.00					-	-		0.00
Cable, Satellite, Telegraph and Radio Expenses	50205040 00	17,400.00	7,095.00	24,495.00	2,700.00	2,700.00	9,645.00	9,450.00	24,495.00	2,700.00	2,700.00	9,645.00	9,450.00	24,495.00	-		0.00
Survey, Research, Exploration and Development Expenses		0.00		0.00					0.00					-	-		0.00
Survey Expenses	50207010 00	0.00		0.00					0.00					-	-		0.00
Professional Services		0.00		0.00					0.00					-	-		0.00
Auditing Services	50211020 00	0.00		0.00					0.00					-	-		0.00
Consultancy Services	50211030 00	0.00		0.00					0.00					-	-		0.00
Other Professional Services	50211990 00	72,150,000.00		72,150,000.00	25,421,782.63	18,486,766.28	16,795,886.34	7,670,994.41	68,375,429.66	24,869,292.70	19,037,415.13	16,708,818.86	7,759,711.11	68,375,237.80	3,774,570.34		191.86
General Services		0.00		0.00					0.00					-	-		0.00
Environment/Sanitary Services	50212010 00	400,000.00		400,000.00	351,000.00	0.00	0.00	0.00	351,000.00			117,000.00	234,000.00	351,000.00	49,000.00		0.00
Janitorial Services	50212020 00	25,000,000.00		25,000,000.00	6,711,276.22	4,104,894.68	2,725,732.33	4,956,681.96	18,498,585.19	3,214,743.46	6,270,467.69	4,056,692.08	3,765,596.16	17,307,499.39	6,501,414.81		1,191,085.80
Security Services	50212030 00	27,000,000.00		27,000,000.00	10,584,250.56	5,150,452.85	6,366,302.08	4,741,162.01	26,842,167.50	7,287,673.91	5,930,094.87	7,545,718.69	6,078,680.03	26,842,167.50	157,832.50		0.00
Other General Services	50211990 00	0.00		0.00					0.00					-	-		0.00
Repairs and Maintenance-Infrastructure Assets		0.00		0.00					0.00					-	-		0.00
Power Supply Systems	5021303005	930,871.00		930,871.00			930,871.00	0.00	930,871.00				927,581.00	927,581.00	-		3,290.00
Repairs and Maintenance-Buildings and Other Structures		0.00		0.00					0.00					-	-		0.00
Hospitals and Health Centers	50212040 03	0.00		0.00					0.00					-	-		0.00
Repairs and Maintenance-Machinery & Equipment		0.00		0.00					0.00					-	-		0.00
Medical Equipment	50213050 11	1,800,000.00		1,800,000.00	-380,380.00	709,150.00	1,039,266.00	231,580.00	1,599,616.00						200,384.00		1,599,616.00
Machinery	5021305001	0.00		0.00					0.00					-	-		0.00
Office Equipment	5021305002	47,800.00	49,600.00	97,400.00			47,800.00	49,600.00	97,400.00					-	-		97,400.00
Other Machinery & Equipment	5021305099	2,600,000.00		2,600,000.00	260,000.00	180,890.00	241,180.00	294,000.00	976,070.00			46,850.00	241,180.00	267,030.00	1,623,930.00		689,040.00
Repairs and Maintenance-Transportation Equipment		0.00		0.00					0.00					-	-		0.00
Motor Vehicles	50213060 01	342,555.00		342,555.00		280,200.00	62,355.00	0.00	342,555.00			280,200.00	18,125.00	298,325.00	-		44,230.00
Repairs and Maintenance-Semi-Expendable Machinery & Equipment		0.00		0.00					0.00					-	-		0.00
Medical Equipment	5021321010	160,352.25		160,352.25	160,352.25	0.00	0.00	0.00	160,352.25		22,187.25			22,187.25			138,165.00
Office Equipment	5021321002	9,900.00		9,900.00	0.00	9,900.00	0.00	0.00	9,900.00			9,900.00		9,900.00			0.00
Other Machinery & Equipment	50213210 99	0.00		0.00					0.00					-	-		0.00
Taxes, Insurance Premiums and Other Fees		0.00		0.00					0.00					-	-		0.00
Taxes, Duties & Licenses	50215010 01	230,000.00		230,000.00		47,222.83	33,171.25	9,230.94	89,625.02		47,222.83	33,171.25	9,230.94	89,625.02	140,374.98		0.00
Fidelity Bond Premiums	50215020 00	370,000.00		370,000.00		173,250.00	136,500.00	10,875.00	320,625.00		15,750.00	294,000.00	10,875.00	320,625.00	49,375.00		0.00
Insurance Expenses	50215030 00	0.00		0.00					0.00					-	-		0.00
Labor and Wages Expenses	50216010 00	0.00		0.00					0.00					-	-		0.00
Other Maintenance and Operating Expenses		0.00		0.00					0.00					-	-		0.00
Printing and Publication Expenses	50299020 00	0.00		0.00					0.00					-	-		0.00
Advertising Expenses	50299010 00	0.00		0.00					0.00					-	-		0.00
Representation Expenses	50299030 00	0.00		0.00					0.00					-	-		0.00
Transportation and Delivery Expenses	50299040 00	0.00		0.00					0.00					-	-		0.00
Rent/Lease Expenses	50299050 00	0.00		0.00					0.00					-	-		0.00
Rents-Motor Vehicle	50299050 03	0.00		0.00					0.00					-	-		0.00


**SUMMARY OF APPROVED BUDGET, UTILIZATIONS, DISBURSEMENTS AND BALANCES BY OBJECT OF EXPENDITURES**  
As of the Quarter Ending September 2020

Department : DEPARTMENT OF HEALTH  
 Agency : OFFICE OF THE SECRETARY  
 Operating Unit : EASTERN VISAYAS REGIONAL MEDICAL CENTER  
 Organization Code (UACS) : 13 001 1400049  
 Funding Source Code (as clustered) : Internally Generated Fund (HI)

Particulars	UACS CODE	Approved Budget			Budget Utilization					Disbursements					BALANCES		
		Approved Budgeted Revenue	Adjustments (Additions, Reductions, Realignment)	Adjusted Budgeted Revenue	1st Quarter	2nd Quarter	3rd Quarter	4th Quarter	Total	1st Quarter	2nd Quarter	3rd Quarter	4th Quarter	Total	Unutilized Budget	Unpaid Utilizations (10-15) = (17+18)	
					Ending March 31	Ending June 30	Ending Sept. 30	Ending Dec. 31		Ending March 31	Ending June 30	Ending Sept. 30	Ending Dec. 31			Due and Demandable / Accounts Payable	Not Yet Due and Demandable
1	2	3	4	5=[3+(-)4]	6	7	8	9	10=(6+7+8+9)	11	12	13	14	15=(11+12+13+14)	16=(5-10)	17	18
Rents-Equipment	50299050 04	0.00		0.00					0.00					-	-		0.00
Membership Dues & Contribution to Organizations	50299060 00	5,480.00	40,000.00	45,480.00			5,480.00	40,000.00	45,480.00			5,480.00	40,000.00	45,480.00	-		0.00
Subscription Expenses	50299070 00	0.00		0.00					0.00					-			0.00
Other Maintenance and Operating Expenses	50299990 99	36,728,000.00		36,728,000.00	12,396,950.00	11,738,250.00	7,069,345.00	5,146,427.25	36,350,972.25	11,727,300.00	11,459,500.00	6,981,845.00	5,093,180.00	35,261,825.00	377,027.75		1,089,147.25
<b>TOTAL</b>		<b>415,756,506.00</b>	<b>46,660,485.79</b>	<b>462,416,991.79</b>	<b>150,960,946.72</b>	<b>102,184,881.01</b>	<b>96,857,738.19</b>	<b>89,179,571.14</b>	<b>439,183,137.06</b>	<b>88,971,092.29</b>	<b>107,149,308.89</b>	<b>79,963,112.11</b>	<b>72,305,840.86</b>	<b>348,279,353.85</b>	<b>23,233,854.73</b>	<b>0.00</b>	<b>80,903,783</b>
<b>Financial Expenses</b>																	
Management Supervision/Trusteeship Fees																	
<b>Interest Expenses</b>																	
Interest Paid to Non Residents																	
Interest Paid to Residents other than General Government																	
Interest Paid to other General Government Units																	
<b>Capital Outlays</b>																	
<b>Investment Outlay</b>																	
Investment in Government-Owned and/or Controlled Corporations																	
Sewer Systems	50604030 03								0.00								0.00
Water Supply Systems	50604030 04	0.00		0.00					0.00								0.00
Power Supply Systems	50604030 05	0.00		0.00					0.00								0.00
<b>Property, Plant and Equipment Outlay</b>																	
Buildings and Other Structures Outlay	50604040 00	0.00		0.00					0.00								0.00
Buildings	50604040 01	0.00		0.00					0.00								0.00
School Buildings	50604040 02	0.00		0.00					0.00								0.00
Hospitals and Health Centers	50604040 03	0.00		0.00					0.00								0.00
Markets	50604040 04	0.00		0.00					0.00								0.00
<b>Machinery and Equipment Outlay</b>	50604050 00	0.00		0.00					0.00								0.00
Machinery	50604050 01	0.00		0.00					0.00								0.00
Office Equipment	50604050 02	0.00		0.00			0.00		0.00								0.00
Information and Communication Technology Equipme	50604050 03	30,000.00		30,000.00		30,000.00	0.00	-1,200.00	28,800.00						1,200.00		28,800.00
Communication Equipment	50604050 07	0.00		0.00					0.00								0.00
Disaster Response and Rescue Equipment	50604050 09	0.00		0.00					0.00								0.00
Medical Equipment	50604050 11	83,941,494.00	(46,660,485.79)	37,281,008.21	600,000.00	1,483,400.00	15,301,190.00	4,961,066.62	22,345,656.62			14,361,800.00	7,326,190.00	21,687,990.00	14,935,351.59		657,666.62
Other Machinery & Equipment	50604050 99	0.00		0.00					0.00								0.00
<b>Transportation Equipment Outlay</b>	50604060 00	0.00		0.00					0.00								0.00
Motor Vehicles	50604060 01	0.00		0.00					0.00								0.00
Furniture, Fixtures and Books Outlay	50604070 00	0.00		0.00					0.00								0.00
Furniture and Fixtures	50604070 01	0.00		0.00					0.00								0.00
Books	50604070 02	272,000.00		272,000.00	272,000.00	0.00	0.00	0.00	272,000.00								272,000.00
Other Property Plant & Equipment Outlay	50604090 99	0.00		0.00					0.00								0.00
<b>TOTAL</b>		<b>84,243,494.00</b>	<b>-46,660,485.79</b>	<b>37,583,008.21</b>	<b>872,000.00</b>	<b>1,513,400.00</b>	<b>15,301,190.00</b>	<b>4,959,866.62</b>	<b>22,646,456.62</b>	<b>0.00</b>	<b>0.00</b>	<b>14,361,800.00</b>	<b>7,326,190.00</b>	<b>21,687,990.00</b>	<b>14,836,551.59</b>	<b>0.00</b>	<b>958,466.62</b>
<b>GRAND TOTAL</b>		<b>800,000,000.00</b>	<b>0.00</b>	<b>800,000,000.00</b>	<b>151,832,946.72</b>	<b>103,696,281.01</b>	<b>112,158,928.19</b>	<b>84,139,437.76</b>	<b>461,829,593.68</b>	<b>88,971,092.29</b>	<b>107,149,308.89</b>	<b>94,214,912.11</b>	<b>79,632,030.86</b>	<b>369,967,343.95</b>	<b>38,170,406.32</b>	<b>0.00</b>	<b>91,862,250</b>

**Certified Correct:**  
  
**MELCHOR D. LANTAJO, JR., CPA**  
 Accountant III, OIC-Budget Section

**Certified Correct:**  
  
**NEIL P. PADRIGANO, CPA**  
 Accountant IV

**Recommending Approval:**  
  
**MARISSA A. NICOLASORA**  
 Financial & Management Officer II

**Approved By:**  
  
**SALVADOR B. EVARDONE, MD**  
 Medical Center Chief II